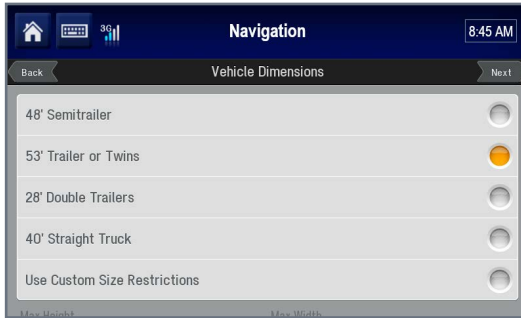


# Creating a Truck Routing Profile\*

CoPilot Truck allows you to customize an existing routing profile or create multiple profiles at any time based on your truck's specific attributes and restrictions. Before you hit the road, check that these settings are fit for each load.



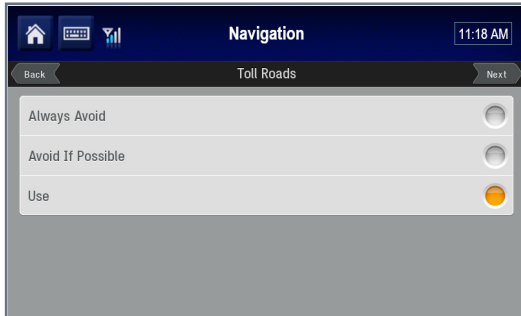
## Select Your Vehicle Dimensions ►



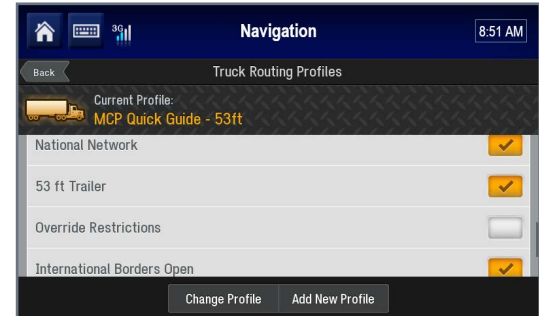
## Avoid HAZMAT Restricted Roads ►



## Choose to Avoid Toll Roads ►



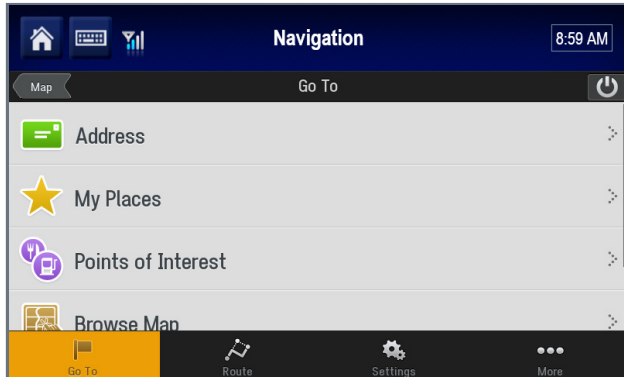
## Additional Truck Attributes & Routing Options ►



\*Please note this is a sample. Confirm your cargo restrictions with your dispatch/fleet manager.

## Single Destination:

Use the **Go To Menu** to navigate from your current location to a single address, a saved entry in My Places, Points of Interest, or a chosen set of coordinates.



## Multi-Stop Trip:

Use the **Route Menu** to enter multiple stops. Select Plan or Edit Trip and add each stop as you would from the Go To Menu.

\*To view stops in succession, choose Options and select Optimize

