

How To Verify XRS Mobile and XRS Relay Version Numbers

To ensure the latest XRS updates and ELD functionality are available, the current version of both XRS Mobile and the XRS Relay should be installed.

The current version numbers for XRS products can be found on the Release Notes page of the Omnitracs XRS Knowledge Base. From the XRS Website, select **Help > Knowledge Base**, then select **Release Notes**.

This Quick Guide describes how to use the Omnitracs XRS Website to::

- Verify XRS Mobile application version numbers for each device using the Device Communication report.
- Verify the XRS Relay version number using the Relay Communication Report.

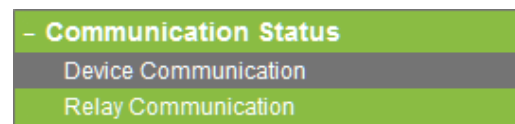
Verify the XRS Mobile Software Version Number from the XRS Host Website

From the host website, you can verify the XRS Mobile software version number from the **Device Communication** report or the **Manage Devices** window.

To verify the from the **Device Communication** report:

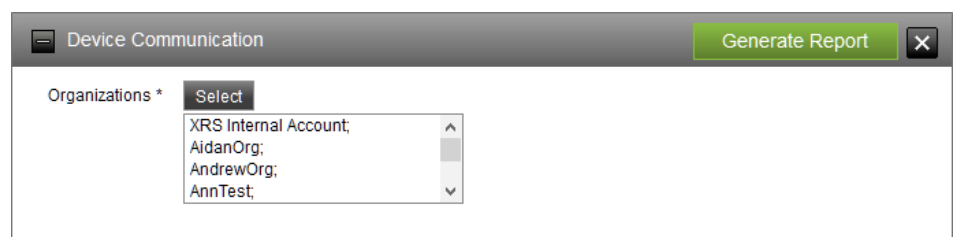
1

Select **Reports** from the main menu, then select **Device Communication** (under **Communication Status**) from the menu in the **Reports** window.



2

From the Device Communication report selector, choose one or more organizations, then select **Generate Report**.



3

In the report, locate the device. You will find the software version in the XRS Version column.

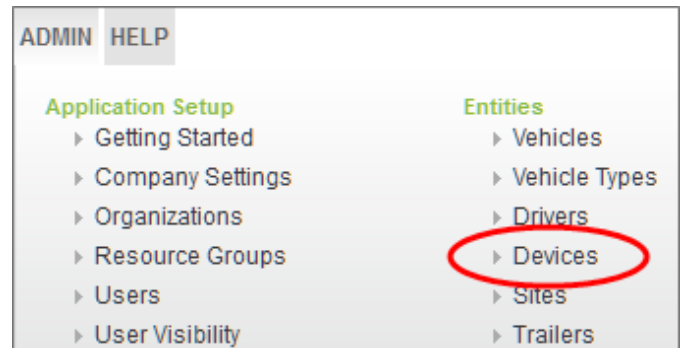
XRS Version	Last XRS Mobile Update
XRSAndroid_05 .02.0087.000	2019-01-09 13:59:16
XRSAndroid_05 .02.0087.000	2019-01-09 13:59:16
XRSAndroid_05 .02.0087.000	2019-01-14 11:37:26

To verify the XRS Mobile Verison Number from the **Device Communication** report:

1

To verify from the **Manage Device** window:

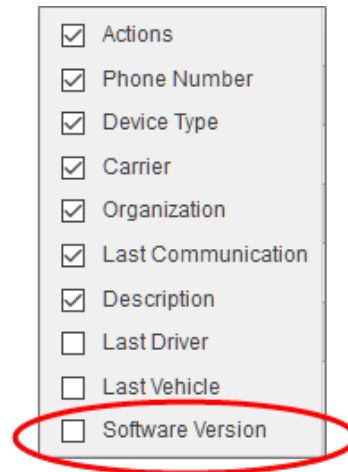
From the **Admin** menu, select **Devices**. The **Manage Devices** window opens.



2

Select any column header to display the **Hide/Show Columns** selector.

Select the **Software Version** check box to display that column in the window.



3

Locate your device on the list. The device's current software version number is displayed in the **Software Version** column. (Scroll to the right or left as necessary to view the column.)

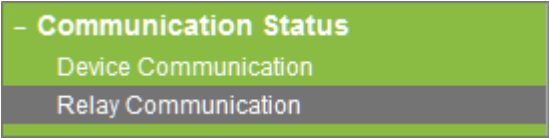
Software Version
XRSAndroid_04.90.0125.000
XRSAndroid_04.90.0130.000
XRSAndroid_04.90.0117.000

Verify the XRS Relay Version Number from the XRS Host Website

From the host website, you can verify the XRS Relay version number from the **Relay Communication** report.

1

Select **Reports** from the main menu, then select **Relay Communication** (under **Communication Status**) from the menu in the **Reports** window.



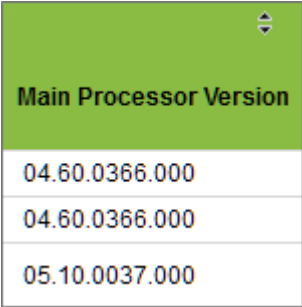
2

From the report selector, choose one or more organizations or vehicles to narrow your results, then select **Generate Report**.



3

Locate your device on the list. The current Relay version number is displayed in the **Main Processor Version** column.



A screenshot of a table with a green header row titled "Main Processor Version". The table contains three rows of version numbers.

Main Processor Version
04.60.0366.000
04.60.0366.000
05.10.0037.000